

DISPLAY | Multidecks

DISPLAY ► WALL SITE MULTIDECK



GENERAL FEATURES

- Wall showcase without doors (Width: 1856mm)
- White coated steel for internal and external side
- Ventilated Cooling
- Automatic compressor cycle defrost
- Digital display control with ON-OFF switch built-in
- Interior LED light (with independent switch)
- LED lights on the shelf
- Adjustable glass shelves (N.2 Pcs)
- Panoramic ends providing the maximum visibility of the goods
- Nightblind for an optimal energy conservation during nights (Fabric - Grey color)
- White front panel and Antracite grey bumper
- N.4 Adjustable feet
- Energy efficiency class: D
- Blind ends (Optional)
- Available in two depths: STANDARD or SLIM


TECHNICAL SPECIFICATIONS

Capacity	530 L
Temperature	M2 (-1°C~+7°C)
Consumption	12.3 kWh/24h
Rated Power	1533 W
Noise level	70 dB(A)
Net Weight	140 Kg
Gross Weight	190 Kg
External Dimensions (WxDxH mm)	1852x622x1406
Internal Dimensions (WxDxH mm)	1792x335x760
Packaging dimensions (WxDxH mm)	1970x790x1550
Loading quantities 20'/40'/40'HQ	0/0/0


CERTIFICATION

CE RoHS

MC 180



DETAILS



Glass shelves




Nightblind (Fabric - Grey color)



Glass or plexiglas product stopper



Stainless Steel basket



Cans holder



Rear door for loading



Internal RAL custom finish



External laminates claddings

PRODUCT DIMENSIONS

